



Shri Gangadhar Sahoo, OAS

State Nodal Officer (MDM)
State Project Management Unit (MDM) &
Ex-Officio Joint Secretary to Govt.
School & Mass Education Department, Odisha.



No. 349 / SPMU, Date: 27/03/2014
S&ME (MDM)-443/2013

To
All Collectors

Sub: Allocation of foodgrains under National Programme of Mid-Day Meal Programme in Primary & Upper Primary schools (MDMS) for the 1st Quarter for the financial year 2014-15 (April to June, 2014).


Madam/Sir,

With reference to the subject cited above, I am directed to intimate that the Govt. of India, MHRD have communicated allocation of foodgrains (Rice) for the 1st quarter (April to June, 2014) of 2014-15 in respect of the State under Mid-Day-Meal Programme for Primary & Upper Primary classes.

You may lift the stock of rice under Mid-Day Meal Programme in accordance with the quota allocated to your district from the FCI depots to which your district has been tagged, starting from 1st day of the month preceding the allocation quarter and upto 25th of the last month of the allocation quarter. The lifting and utilization figures in the prescribed proforma may be furnished to this office regularly in the 1st week of every succeeding month.

You are further, requested to start lifting the quota of foodgrains to be supplied by FCI which should be of best average quality. The allocated quota may be lifted without fail to ensure full utilization & send the lifting /utilization of foodgrains status in the enclosed format to the undersigned by 15th of April positively.

Yours faithfully,


State Nodal Officer (MDM) &
Ex-officio Joint Secretary to Govt.

Memo No. 350 / Dt: 27/03/2014

Copy forwarded to the Sr. Regional Manager, FCI, Khadya Bhawan, Vani Bihar, Bhubaneswar for information with reference to Govt. of India's letter No.5-1/2014-Desk (MDM) dt.05th February, 2014 (Copy enclosed).


State Nodal Officer (MDM) &
Ex-officio Joint Secretary to Govt.


Memo No. 351 / Dt: 27/03/2014

Copy forwarded to all District Education Officers (MDM) for information and necessary action.


State Nodal Officer (MDM) &
Ex-officio Joint Secretary to Govt.

Memo No. 352 / Dt: 27/03/2014

Copy forwarded to all DPCs/BEOs for information and necessary action.


State Nodal Officer (MDM) &
Ex-officio Joint Secretary to Govt.

Name of the District _____

Financial Year:2013-14

Utilisation of foodgrains (Pry & Upper Primary) during 2013-14 (In MTs)

Sl. No.	Food grains	Primary					Upper Primary				
		Allocation for the year 2013-14	Opening Balance as on 31.3.2013	Lifting from FCI during 2013-14	Aggregate quantity consumed at school level	Balance* stock as on 31.03.14	Allocation for the year 2013-14	Opening Balance as on 31.03.2013	Lifting from FCI during 2013-14	Aggregate quantity consumed at school level	Balance* stock as on 31.03.14
1	2	3	4	5	6	7	8	9	10	11	12
1	Rice										

*: includes unspent balance at District, Block & Schools/ cooking agencies level at the end of the year.


Date:

Place:

(Signature)

District-wise allocation of foodgrains (Rice) on Mid Day Meal Programme for 1st Quarter for Primary students of 2014-15


Sl. No.	District	Primary Enrollment	1st Qtr.
1	2	3	4
1	ANGUL	92371	351.01
2	BALASORE	213740	812.21
3	BARAGARH	100442	381.68
4	BHADRAK	147177	559.27
5	BOLANGIR	147373	560.02
6	BOUDH	43657	165.90
7	CUTTACK	141982	539.53
8	DEOGARH	29447	111.90
9	DHENKANAL	86622	329.16
10	GAJAPATI	68962	262.06
11	GANJAM	285095	1083.36
12	JAGATSINGHPUR	61587	234.03
13	JAJPUR	151382	575.25
14	JHARSUGUDA	33594	127.66
15	KALAHANDI	176340	670.09
16	KANDHAMAL	95270	362.03
17	KENDRAPARA	106842	406.00
18	KEONJHAR	182775	694.55
19	KHURDHA	116487	442.65
20	KORAPUT	142427	541.22
21	MALKANGIRI	82784	314.58
22	MAYURBHANJ	288855	1097.65
23	NAWARANGPUR	152486	579.45
24	NAYAGARH	71972	273.49
25	NUAPADA	77982	296.33
26	PURI	111895	425.20
27	RAYAGADA	109470	415.99
28	SAMBALPUR	71351	271.13
29	SONEPUR	43986	167.15
30	SUNDERGARH	165647	629.46
	Total	3600000	13680.00


 State Nodal Officer (MIDM) &
 Ex-officio Secretary to Government
 School & Mass Education Deptt.
Copy of this document is available at the State Nodal Office, Bhubaneswar, Odisha, India. Date: 10/01/2014-15 (Pr) & U. Prj).doc

District-wise allocation of foodgrains (Rice) on Mid Day Meal Programme for 1st Quarter for Upper Primary with NCLP students of 2014-15

(In MTs)

Sl. No.	Name of District	Upper Primary Student	Upp. Pry. 1st Qtr.	NCLP Student	NCLP 1st Qtr.	Total [Col.4+6]
1	2	3	4	5	6	7
1	Angul	55844	318.31	463	5.42	323.73
2	Balasore	106144	605.02	0	0.00	605.02
3	Bargarh	63219	360.35	684	8.00	368.35
4	Bhadrak	67366	383.99	175	2.05	386.03
5	Bolangir	86991	495.85	828	9.69	505.54
6	Boudh	24745	141.05	0	0.00	141.05
7	Cuttack	96200	548.34	1040	12.17	560.51
8	Deogarh	17559	100.09	1318	15.42	115.51
9	Dhenkanal	50686	288.91	236	2.76	291.67
10	Gajapati	24153	137.67	2013	23.55	161.22
11	Ganjam	150390	857.22	821	9.61	866.83
12	Jagatsinghpur	44142	251.61	0	0.00	251.61
13	Jajpur	76193	434.30	1687	19.74	454.04
14	Jharsuguda	20670	117.82	1336	15.63	133.45
15	Kalahandi	74007	421.84	1475	17.26	439.10
16	Kandhamal	39563	225.51	0	0.00	225.51
17	Kendrapara	66270	377.74	0	0.00	377.74
18	Keonjhar	80550	459.14	1191	13.93	473.07
19	Khurda	60811	346.62	479	5.60	352.23
20	Koraput	54096	308.35	547	6.40	314.75
21	Malkanagiri	24902	141.94	300	3.51	145.45
22	Mayurbhanj	123894	706.20	1281	14.99	721.18
23	Nawarangpur	48676	277.45	1421	16.63	294.08
24	Nayagarh	43993	250.76	0	0.00	250.76
25	Nuapada	32147	183.24	831	9.72	192.96
26	Puri	68626	391.17	0	0.00	391.17
27	Rayagada	51630	294.29	1067	12.48	306.77
28	Sambalpur	42244	240.79	327	3.83	244.62
29	Sonepur	26925	153.47	1213	14.19	167.66
30	Sundargarh	77364	440.97	995	11.64	452.62
	Total	1800000	10260.00	21728	254.22	10514.22


 State Nodal Officer (MDM) &
 Ex-Officio Joint Secretary to Govt.
 (Mid Day Meal Programme)
 School & Mass Education Deptt.